

**FOR LIFE THREATENING EMERGENCIES, DIAL 911**

**STATEWIDE DOMESTIC VIOLENCE HOTLINE**  
(800) 500-1119 / TTY 800-621-4202

**CASA (St. Petersburg)**  
(727) 895-4912 / TTY (727) 828-1269

**The Haven of RCS (Clearwater)**  
(727) 442-4128 / TTY (727) 223-4946

---

**POLICE VICTIM ADVOCATES**

**Pinellas County Sheriff's Office** (727) 582-6259  
**St. Petersburg** (727) 893-7265 or  
(727) 893-7780  
**Pinellas Park** (727) 541-0766  
**Clearwater** (727) 562-4350  
**Largo** (727) 587-6770




---

**IMPORTANT TELEPHONE NUMBERS**

**Information and Referral Hotline, DIAL 211**

**Clerk's Abuse Hotline** (727) 464-4933  
**Child Protective Services** (800) 962-2873  
**State Attorney** (727) 464-6221  
**Gulfcoast Legal Services** (727) 443-0657 or 821-0726

**Connect with us!**

 [www.facebook.com/PinellasClerk](http://www.facebook.com/PinellasClerk)  
 [www.twitter.com/PinellasClerk](http://www.twitter.com/PinellasClerk)  
 [www.youtube.com/user/PinellasCountyClerk](http://www.youtube.com/user/PinellasCountyClerk)

---

Persons with disabilities requiring reasonable accommodations to use the services provided should call (727) 464-4062 (TDD or Voice). Call 24 hours prior to coming to the courthouse.

6/15

# DOMESTIC VIOLENCE SAFETY PLAN

[WWW.MYPINELLASCLERK.ORG](http://WWW.MYPINELLASCLERK.ORG)



Having a Safety Plan could be life saving. The resources in this brochure can help you make a safety plan that works best for you.

[WWW.MYPINELLASCLERK.ORG](http://WWW.MYPINELLASCLERK.ORG)

**KEN BURKE, CPA**  
**CLERK OF THE CIRCUIT COURT**  
**& COMPTROLLER**  
**PINELLAS COUNTY, FLORIDA**

## Safety During An Explosive Incident

- If an argument seems unavoidable, try to have it in a room or area that has an exit. Also avoid the bathroom, kitchen or a place near weapons.
- Practice how to get out of your home safely. Identify which doors, windows, elevator or stairwell would be best.
- Pack a bag and keep it hidden but accessible to leave quickly.
- Identify a neighbor you can tell about the violence and ask that they call the police if they hear a disturbance.
- Devise a code word to use with your children, family, friends and neighbors when you need the police.
- Plan where you will go even if you don't think you need to.
- Use your instincts and judgment. If the situation is dangerous, consider giving the abuser what they want to calm them down. **You have the right to protect yourself.**
- Always remember - **YOU DO NOT DESERVE TO BE HURT OR THREATENED!**

## Safety When Preparing To Leave

- Call the Domestic Violence Center and make a Safety Plan.
- Determine who you might be able to stay with or who might lend you money.
- Leave money, an extra set of keys, copies of important papers and extra clothes with someone you trust so you can leave quickly.
- Keep a cell phone (the DV Center can give you a 911 cell phone) or phone card handy with the DV Center number for emergencies.
- Review your Safety Plan often. **REMEMBER - LEAVING IS THE MOST DANGEROUS TIME.**

### What You Need To Take When You Leave:

- Identification (*driver's license, passport, green card, Social Security card, birth certificates or work permit*)
- Money/Check book/Debit or Credit Cards
- House deed, lease or rental agreement
- Home/medical insurance papers
- House and car keys
- Medications
- Cell phone and charger
- Address book
- Medical and or school records
- Divorce papers
- Personal items (*Jewelry, change of clothing, toiletries*)
- Toy or pillow for child's comfort
- Other \_\_\_\_\_

## Safety In Your Own Home

- Discuss a Safety Plan with your children.
- Tell your neighbors and landlord that your partner no longer lives with you and they should call the police if they see him near your home.
- Inform your child's daycare or school, etc. about who has permission to pick up your children.
- Change the locks, codes, etc. and buy additional safety devices.

## Safety With A Protective Order (Injunction For Protection Order or IFP)

- Keep your Protective Order/IFP with you at all times. When you change bags the IFP should be the first thing in.
- Call the police if the batterer violates the order.
- Have a Safety Plan for the time until police arrive.
- Tell family, friends, and neighbors that you have a Protective Order/IFP in effect.

## Safety At Work And In Public

- Decide who at work you will tell about your situation. Inform all security persons about the Protective Order/IFP and provide a picture of the batterer.
- Have someone screen your calls. Save harassing voicemails.
- Have a Safety Plan for leaving work. Leave with others. Vary your route home. Keep your cell phone handy and charged.

## Your Safety And Emotional Health

- If you are thinking of returning to an abusive situation, discuss it with someone you trust or call a DV Center Hotline.
- If you have to communicate with your partner, determine the safest way to do so.
- Let others help you. Recognize your strengths.
- Read and get information to help yourself feel strong. Go to a DV support group for at least two weeks.
- Talk to someone you trust.

## If You Are A Teen In A Violent Dating Relationship

- Decide which friend, teacher, relative or police officer you can tell.
- Contact an Advocate at court to decide how to obtain a Protective Order/IFP and make a Safety Plan.